

Citation: (Submitted version) Torres-Carrasco M; Reinoso J; de la Rubia M; Reyes E; Alonso Peralta F; Fernández J. 2019. Critical aspects in the handling of reactive silica in cementitious materials: Effectiveness of rice husk ash vs nano-silica in mortar dosage. Construction And Building Materials. 223 360-367. 2019. ISSN: 09500618, DOI: 10.1016/j.conbuildmat.2019.07.023

Critical aspects in the handling of reactive silica in cementitious materials: Effectiveness of Rice husk ash vs Nano-silica in mortar dosage

M. Torres-Carrasco^{1,3*}, J. J. Reinoso¹, M. A. de la Rubia², E. Reyes², F. Alonso Peralta⁴ and J. F. Fernández¹

¹Electroceramic Department, Instituto de Cerámica y Vidrio, CSIC, Kelsen 5, Madrid 28049, Spain

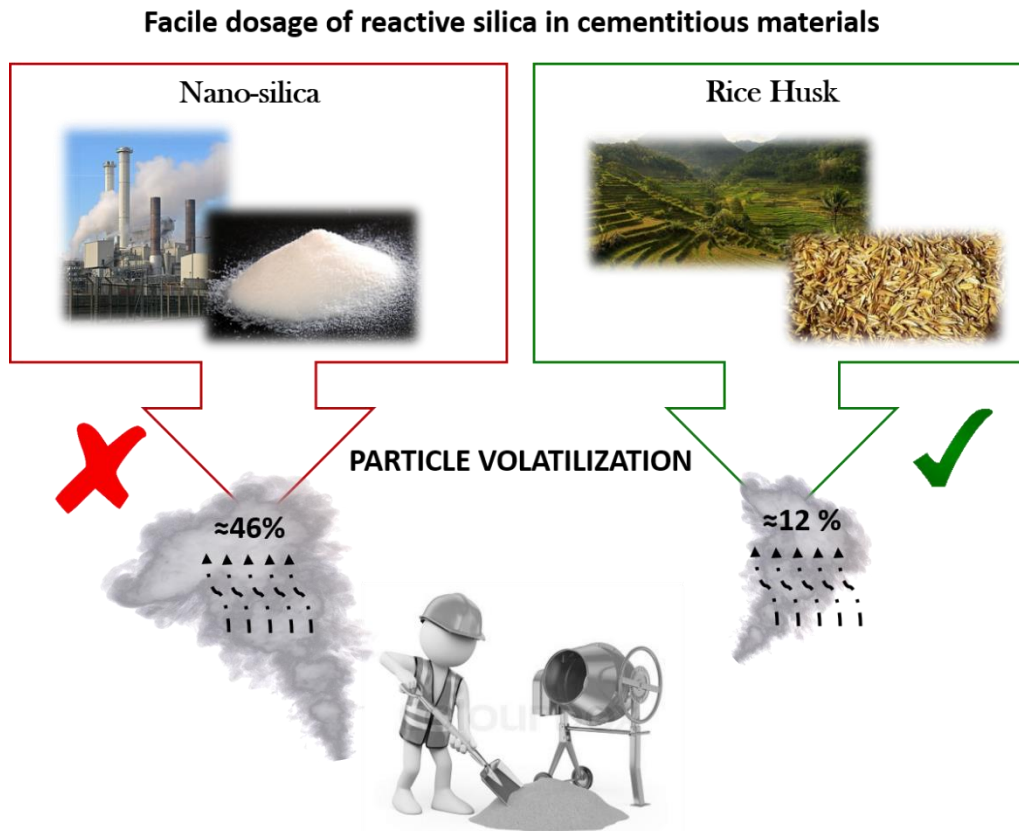
²Dept. Ingeniería Civil-Construcción, Civil Engineering School, Universidad Politécnica Madrid, Madrid 28040, Spain

³Materials Science and Engineering Department, IAAB, Universidad Carlos III de Madrid, Avda. Universidad 30, 28911, Leganés, Madrid Spain

⁴Dept. Ingeniería Forestal, E.T.S.I. Agronómica, Alimentaria y Biosistemas. Universidad Politécnica de Madrid, Madrid 28040, Spain

*Corresponding author: mtorres@icv.csic.es

Graphical Abstract



Abstract

Nano-silica addition improves mechanical and durability behavior in mortars. However, nanomaterial handling requires use of occupational risk prevention measures as Individual Protection Equipment for the workers. Moreover, the high agglomeration of nanomaterials produces uncertainty in the expected mortar performance. Rice husk ash as a source of reactive silica in cement compositions is compared with nano-silica. The use of rice husk ash provides similar physical-chemical cementitious materials than other commercial nano-silica providing relevant differences during the composition. Near 50% wt. of volatility is found for the silica nanoparticles during the handling dosage. Thus, the rice husk ash presents a reduced volatility, ~12% wt. and it allows ensuring high content with adequate workability. Mortars with addition of rice husk ash reach higher compressive strength and resistivity in correlation with lower porosity. The use of provide rice husk ash it thus viable as safer material than nano-silica in the cementitious compositions. In addition, as the rice husk ash

comes from agricultural waste resources their use as secondary raw material will contribute to circularity in the economy by reducing engineered nanomaterials consumption.

Keywords: rice husk ash, nano-silica, cement, mortar, health

1 Introduction

Currently, nano-modification of Portland cement is used to improve mechanical and durable properties of mortars and concrete [1]. The addition of micro or nano-silica allows cementitious materials to reach high resistance values (above 40%) with low amounts of addition to the cement. In addition, durable properties also benefit from the incorporation of this silicon source, such as the low permeability to chloride ions and the high resistivity of concrete against corrosion. However, the use of nanomaterials in cementitious composition requires high water demand combined with superplasticizer additives to promote its workability. In spite of this, the use of silica nanoparticles is limited in percentage due to the volatilization problems during their dosing that imply labor risk problems. Moreover, the cost of nanomaterials makes the cement products improved with nanotechnology excessively expensive, limiting their use for selected applications.

The rice husk has given to different studies in recent years since, after a calcination process the rice husk ash is rich in silica, SiO_2 [2]. In the countries where rice production occurs, the husk of the same is a problematic waste. Therefore, studies have been undertaken to be able to give these resources a later usefulness. Through incorporating rice husk waste into the cementitious compositions a reduction in the consumption of raw materials can be achieved, in addition to contribute to the circular economy in a sustainable production model.

There are numerous publications in which rice husk ash has been incorporated as supplementary material to Portland cement in the preparation of mortars and concretes [3-9]. The rice husk ash possesses relevant pozzolanic capacity and high silica content, typically >95%, which is usually non-crystalline or amorphous.

The use of nano-chemistry in cementitious materials allows the engineering of these materials to evolve in relation to hydration mechanisms at short ages, improving mechanical and durability properties [10]. Nano-silica [1,11-14], nano-alumina [15], nano-titania [16], nano-iron oxide [17] and nano-clay particles [18] have been used over the last years as supplementary cementitious materials in the preparation of cements with additions. Nano-SiO₂ particles significantly affect the mechanical and durable properties of cement-based composites, mainly due to their high purity and high surface area. However, it must take into account that achieving an improvement in the materials performance through the use of nanotechnology can endanger health of live bodies and environment. Therefore, a safe, integrated and responsible use of nanotechnology must be considered.

In recent years, the exposure to nanoparticles significantly increases in both industrial and domestic areas. Despite the growing number of exposed workers to the nanotechnology, there are still not conclusive studies addressing toxicological aspects, health surveillance and industrial hygiene in the nanotechnology sector. In the case of crystalline nano-silica, it is known that its deposition on lungs may cause illnesses as silicosis or lung cancer [19]. The fact of being as nanosize makes it acts as fine airborne dust and therefore the risk of illness increases because of its ability to be breathed.

The objective of this work is to address the challenge of using alternative materials or processes for the use of nanomaterials in cement mortars with the comparative analysis of addition between nano-silica and rice husk ash. The study evaluates their effect on mechanical and durable behavior. In addition, a study of workability/volatility of silicon particles during their handling in the

preparation of dosages is attempted due to it is the most critical step in relation to worker health.

2 Materials and methods

2.1 Materials

2.2 Sample preparation and trials conducted

In this study, three different materials were used, which chemical analysis in equivalent oxides by FRX (Philips PW-1004 X-ray spectrometer) is shown in [Table 1](#). The ordinary Portland cement (CEM I 52.5R) possesses an average particle size of 6.28 μm and a specific surface (BET) of 1.45 m^2/g . The different silica sources as rice husk ash and nano-silica have a composition rich in SiO_2 , differing mainly in their physical properties (see [Table 2](#)). The rice husk ash (RHA) was obtained after a process of calcination for 1 hour at 800°C from rice husk residues in the delta Del Ebro region, Spain.

Three different mortar mixtures were prepared by water/binder (L/S) of 0.5 and sand/binder ratio of 3:1, according to the UNE-EN-196-1. The different dosage of the samples prepared is shown in [Table 3](#). In addition of the reference mortar (CEM I), mortars with different percentages of cement substitution were prepared by rice husk ash (CEM I + 10%RHA) and nano-silica (CEM I + 2% NS). It is worth to note that in some of the mortars containing different percentages of silica (B and C) it was necessary to use additives (superplasticizer SIKA Viscocrete 5720) to achieve a L/S ratio of 0.5 (comparable to the reference mortar, A). The addition of the different percentages of silica incorporated were different depending on the type of silica used, based mainly on the workability of the system [\[20\]](#). The mortars were cured in a chamber with a 99% relative humidity and at temperature of 22±2°C for 7 and 28 days.

Table 1. Chemical analysis in equivalent oxides of precursors materials used as determined by FRX (%)

Wt. %	CaO	SiO ₂	Al ₂ O ₃	MgO	Fe ₂ O ₃	Na ₂ O	K ₂ O	MnO	SO ₃	*LoI
-------	-----	------------------	--------------------------------	-----	--------------------------------	-------------------	------------------	-----	-----------------	------

OPC	61.7	20.0	5.0	2.07	3.46	0.16	1.07	-	3.73	1.5
Rice husk Ash	-	95.8	-	0.35	-	<0.1	0.32	-	-	2.0
Nano-silica	-	99.8	-	-	-	-	-	-	-	-

*LOI = loss on ignition

Table 2. Physical properties of the precursors materials used

wt. %	Particle size (μm)	BET (g/m^2)
OPC	6.3	1.45
Rice husk ash	25.5	117.6
Nano-silica	0.025	200

Table 3. Composition of mortar mixtures prepared in this study.

Mortar	L/S	Cement (g)	Sand(g)	Water (g)	SP (g)	Silica (g)
CEM I	0.5	450	1350	225	-	-
CEM I +10%RHA	0.5	405	1350	225	1.8	45
CEM I +2%NS	0.5	441	1350	225	1.8	9

RHA = Rice Husk Ash; NS = Nano-silica; SP = superplasticizer

The mortar mixtures were characterized by DTA/TG by using a Netzsch model STA-049 equipment in a temperature range between 30 and 1000°C, under an air flow of 0.04 l/min, being the temperature ramp of 5°C/min. The differential thermal analysis and thermogravimetry (DTA-TG) of the cement pastes was performed by using LABSYS evo equipment provided by SETARAM Instrumentation, in the range of 25°C to 1100°C with a heating rate of 10°/min in N₂ atmosphere in alumina crucibles. For the mechanical strength tests (7 and 28 days), the standard UNE-EN 12390-3 was used. The samples were conducted in a IBERTEST press, with a maximum capacity of 1500 kN. Mercury intrusion porosimetry (MIP) tests were carried out on Micromeritics Autopore IV 9500 according to ASTM D 4404-84. The electrical resistivity test was carried out in accordance with the standard (UNE 83988-1, 2008) on the determination of electrical resistivity. It is a non-destructive test that can be done on saturated and

partially saturated samples. This test indirectly measures the parameters of connectivity and tortuosity of the porosity of the material, which have a significant influence on the resistance against the penetration of chlorides. The age of the mortars testes was 7 and 28 days after a curing process at room temperature ($20\pm 2^{\circ}\text{C}$) and 95% of relative humidity in order to analyze the evolution over time. The equipment used was a Concrete Resistivity Meter (RCONtm) from GIATEC SCIENTIFIC.

The volatility test of the different materials used was carried out in a laboratory extractor hood, where an assembly was carried out as shown in [Figure 1](#). In a container, a certain amount of the raw material was introduced and it is dropped from a height of 50 cm. At the base of the assembly a collecting tray was placed with an analytical balance. To facilitate the visualization of the volatilized nanoparticles, the extractor hood was covered with black cloth and white light were provided.




Figure 1. a) image of the experimental assembly for the volatility test of the different materials used in this study; b) image before the opening of the container that contains the material; c) image of nanoparticles flowing during the volatility test.

3 Results and discussion

3.1 Effect of nano-silica and rice husk ash contents on mortars properties: Mechanical and porosity properties

Table 4 shows the results obtained in relation to the physical properties of the different mortars evaluated at the ages of 7 and 28 days. In all cases, the mortars have been prepared using constant $L/S = 0.5$. The incorporation of nano (CEM I + 2% NS) or rice husk (CEM I + 10% RHA) produces a slight increase in the mechanical properties in comparison with the system that does not contain any type of addition (CEM I).

With the hydration time evolution (7 and 28 days), these properties are increased. At 28 days (see [supplementary info, Figure S1](#)) compression strengths values of around 60 MPa are reached for nano silica addition, being slightly higher for rice husk ash addition. This mechanical strength improvement correlates with the total porosity value, where at the age of 28 days of curing, is reduced by 10% compared to the reference system CEM I. According to the results, the mortars with rice husk ash showed the lowest total porosity in both ages. One key factor that could affect the reduction of porosity is related to the distribution of the different nano and micro silica during mixing with the presence of agglomerates. The high agglomeration state of nano-silica causes lack of homogeneous distribution. Moreover, the low apparent density impedes that the mixing forces distribute effectively the material during the mortar preparation. Several white spot are present in the cast mortar in spite of the low percentage of addition. By the contrary, the rice husk ash presents a more homogeneous distribution due their micrometric size that resulted most efficient in terms of mixing homogeneity for the mortars. The reduction of the porosity value is an evidence of the better homogeneity for the rice husk ash in the mortar. The presence of agglomerates could difficult the hydration reaction and therefore reducing the content of the main reaction product, the C-S-H gel, making the system more porous.

Table 4. Mechanical strengths and total porosity at 7-28 days of the different mortars evaluated with the incorporation of nano-silica and rice husk ash.

Mortar	L/S	Mechanical strengths		Porosity (%)
		Flexural (MPa)	Compressive (MPa)	

		7d	28d	7d	28d	7d	28d
CEM I	0.5	7.3	8.1	54.0	60.0	15.6	14.0
CEM I+10%RHA	0.5	7.2	7.8	53.5	63.5	13.2	12.6
CEM I+2%NS	0.5	7.4	7.9	51.0	59.0	13.9	13.4

Regarding the classification of the pore size, all the mortars showed a higher percentage in the ranges of medium capillaries, $10 < \varnothing < 50\text{nm}$, and large capillaries, $50\text{nm} < \varnothing < 10\mu\text{m}$, as could be expected (see supplementary info, Table S1). It is important to highlight the pore size distribution values presented by the rice husk ash silica mortar presents the lowest percentage of pores in the range of large capillaries and the highest percentage of pores in the range of medium capillaries from 7 days. In this sense, the addition of silica from rice husk ash represents an advantage against the nano-silica additive in terms of porosity and pore distribution. A higher percentage of medium capillary pores have an important role in terms of mechanical properties and durability, since the presence of a larger number of pores with small diameter entails a reduction of pore connectivity and an increase in tortuosity.

Regarding the critical pore radius, as in the previous analysis of porosity and distribution, the mortars containing rice husk ash presents similar values than the ones having nano-silica at sampled aged for 7 days ($\sim 32\text{ nm}$) while at 28 days the samples with rice husk ash reduce its value to 26 nm meanwhile samples with nano-silica maintain 32 nm. This fact is in agreement with the higher reactivity of the nano-silica for short ages that implies a lack of further porosity evolution from 7 to 28 days.

3.2 DTA-TG analysis

By using the DTA-TG, information related to the loss of weight of the samples at different temperature ranges that corresponds to different hydrated compounds is attained. Figure 2 provides the data from the DTA-TG analysis at 7 and 28 days. At $\sim 100^\circ\text{C}$ the free water is lost and the physisorbed water is removed between $120\text{-}140^\circ\text{C}$. In this way, the first TG interval up to 140°C is assigned to water removal. Subsequently, at approximately 430°C the mass loss is associated to

water combined in C-S-H gel (interval 140-430°C). The content of portlandite is related to the weight loss of water of crystallization that takes place in the temperature range between 430-515°C. Finally, due to the possible carbonation of the portlandite, it is necessary to adjust the amount of portlandite and include the part corresponding to the weight loss in the temperature range where the carbonate loss occurs (515-1000°C). According to different studies [20,21], the calcium carbonate (CaCO₃) resulting from the carbonation of the C-S-H dissociates in a lower temperature range than the CaCO₃ resulting from the carbonation of portlandite, which makes it possible to thermally differentiate both carbonations.

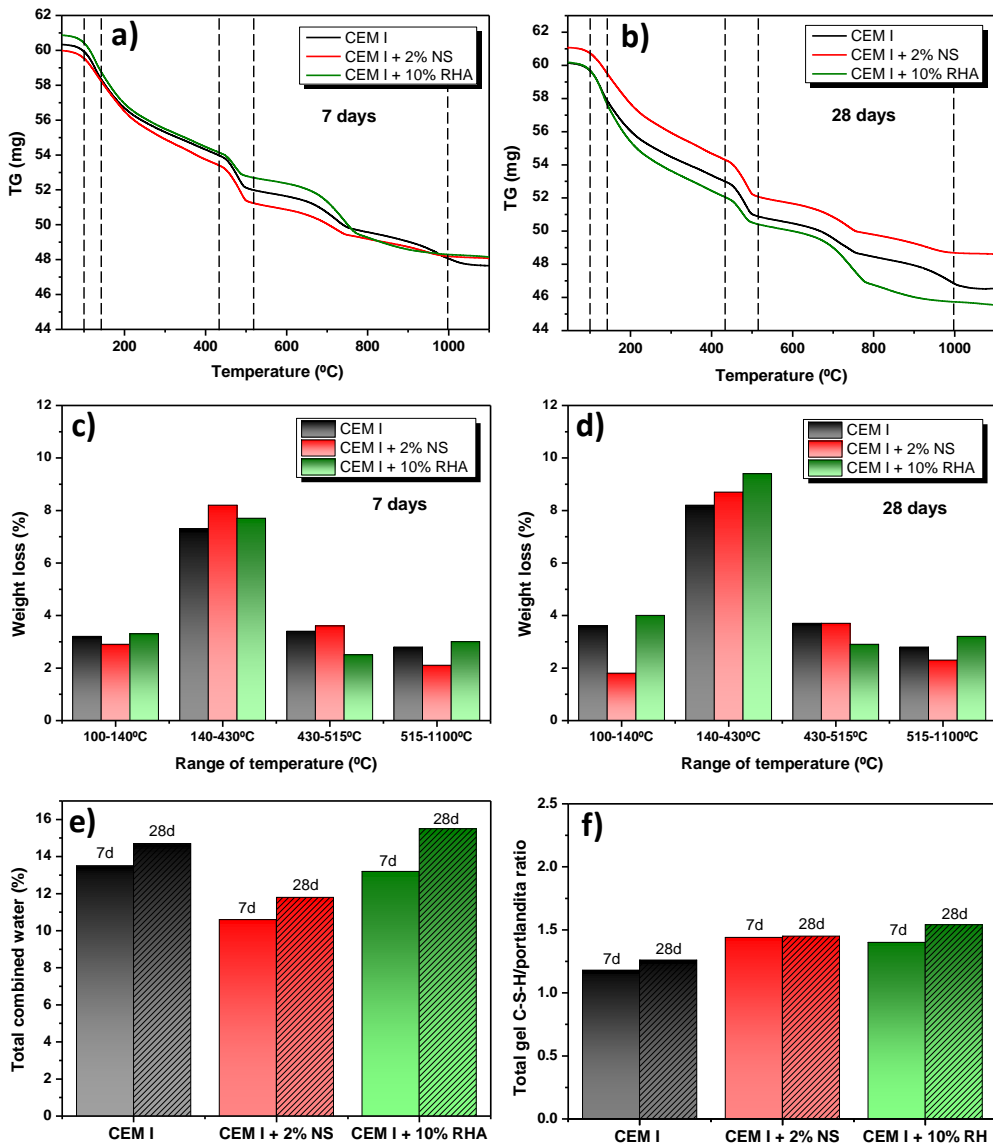


Figure 2. a) TG analysis of different materials used at 7 days; **b)** TG analysis of different materials used at 28 days; **c)** percentage of C-S-H gel water at the age of 7 days; **d)** percentage of C-S-H gel water at the age of 28 days; **e)** percentage of total water combined at 7 and 28 days; **f)** C-S-H/portlandite gel ratio at 7 and 28 days.

The results of the TG for the pastes evaluated are shown in [Figure 2](#), where it is possible to see graphically the water percentages of the C-S-H gel (140-430°C) for 7 and 28 days of curing. [Figure 2e](#) shows the percentage of total combined water (140-1000°C) for both ages of curing. In all cases both the water corresponding to the C-S-H gels and the total combined water, increase with the curing time. At the age of 7 days of curing, the water content in the gel structure (140-430°C) is higher for the mortar with nano-silica (CEM I + 2% NS), but this mortar presents the least increase up to 28 days (see [Figures 2c](#) and [2d](#)). At the age of 28 days of curing, the mortar with micro-silica from the rice husk ash (CEM I + 10%RHA) presents a higher percentage of combined water in the form of gel, also presenting a greater increase of 7 to 28 days in this range. These results show that the hydration of the cementitious material forms a greater amount of C-S-H gels, and therefore, mortars are more densified. This fact is the main factor that directly influences the resistance to compression.

Something similar happens with the total content of combined water, as can be seen in [Figure 2e](#). The highest percentage of total combined water at 7 days is obtained for the mixture with nano-silica (CEM I + 2%NS), although it is subsequently the system that presented a smaller increase up to 28 days. The mixture with micro-silica from the rice husk ash presents the highest percentage of total combined water at 28 days of age, being the one that presented a greater increase with age.

[Figure 2f](#) shows the gel relationship C-S-H/total portlandite for the two ages studied. The lowest total C-S-H/portlandite gel ratio occurs for the reference cement (CEM I), being higher for the samples with addition of the different types of silica. This is a consequence of the high reactivity of mortar systems containing high specific surface area silica particles.

3.3 Addition effect of nano-silica and rice husk ash in mortars. Expected durability properties (impediment to diffusion-migration of chloride ions) resistivity to chloride ions.

An effective parameter to evaluate the risk of corrosion in this type of materials is the electrical resistivity [22]. The electrical resistivity is dependent on the mortars or concrete quality and on the exposure conditions, such as the humidity conditions, temperature, sample composition, etc. [23–25]. In this work the main difference between mortars is the silica reactivity.

Table 5 shows the results of the resistivity test for mortars cured at 7 and 28 days. At the age of 7 days of curing, the lowest value of resistivity is corresponds to the mixture containing micro-silica from the rice husk ash (CEM I + 10%RHA) due to its slow reaction kinetics does not significantly refine the porosity at early ages although it does lead to a considerable reduction of the total porosity, but at 28 days reaches the highest resistivity value. Thus, the resistivity values correlate with the pore distribution in which a greater reduction of total porosity having large contribution from small capillary pore results in resistivity increasing of ~50% for mortars with 10 wt% of rice husk ash in comparison with standard OPC mortar.

Table 5. Resistivity at 7 and 28 days for the different systems evaluated

System	L/S	Resistivity ($\Omega \cdot m$)	
		7d	28d
CEM I	0.5	30.0	43.0
CEM I+10%RHA	0.5	26.4	64.0
CEM I+2%NS	0.5	42.4	54.8

In this way, the electrical resistivity is a very important parameter that could indicate us what level of corrosion is expected to reach fundamental parameter in the determination of the intensity of the corrosion process in concrete, particularly when corrosion is induced by an attack by chlorides [22,25,26]. A

material that has a high electrical resistivity will have a very slow corrosion compared to a material whose electrical resistivity is lower, where the current can penetrate better (less impediment) from the anode to the cathode. Therefore, in view of the results obtained, it can be concluded that the mortar prepared with CEM I + 10% RHA at the age of 28 days of curing behaves as a material with a high resistivity due to a denser C-S-H gel. In addition, the mortar having rice husk ash allows the reactive silica to distribute more homogeneously throughout the mortar in comparison with the mortar incorporating nano-silica particles (NS).

To sum up, in view of the physical-chemical results obtained, it can be concluded that it would be viable the use of silica from calcination of rice husk ash for partial substitution of cement in mortars. The so modified mortar presents higher percentage of gel phase and reduce porosity. Thus, functional properties of mortar are favored in term of mechanical strength and resistivity for mortar having reactive silica substituting cement particles. The use of silica from rice husk ash allows the contribution of a higher percentage of active silica in conditions of workability of the mortars, thus contributing to a remarkable improvement of the properties that cannot be achieved through the use of highly reactive silica. Beyond the interest of using a product that comes from an agricultural waste, the technical properties of developed mortars are superior. This example also allows considering aspects related to the manipulation of silica nanoparticles that present potential problems of nanotoxicity.

3.4 Critical aspects in the handling of reactive silica: Particle volatility test

Figure 3 shows the results obtained in the volatilization test of each of the materials used. In all cases, an amount of the materials (cement, nano-silica and rice husk ash) drops from a 50 cm height towards the weighing tray. The result provides information in terms of particles volatilization. In the case of CEM I (reference material), there is a slight volatilization of the particles, ca. 0.2 wt %. However, highly reactive silica particles combined a high surface as result of the

low particle size that produces an enhancement of the electrostatic repulsion forces [27]. As consequence, nanoparticles volatilize easily, which produce an environmental contamination that can be detrimental for life and in particular for human health.

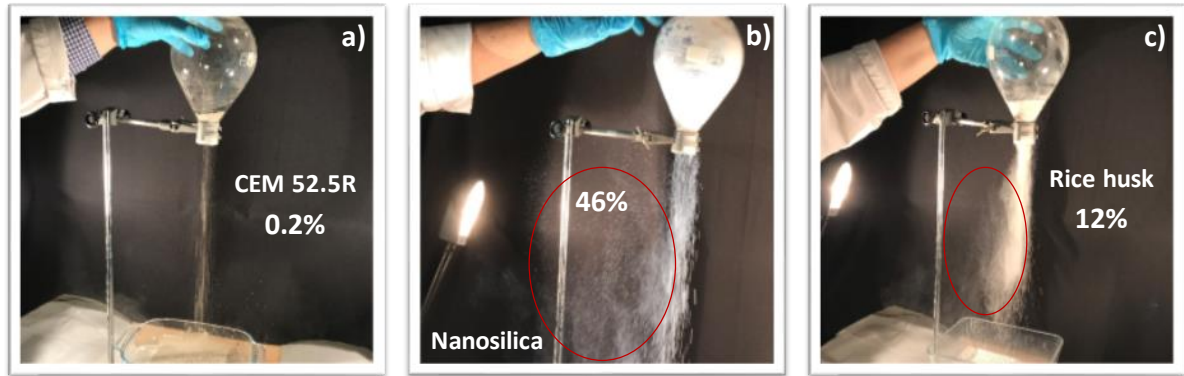


Figure 3. Images of the particle volatilization test at the laboratory level. **a)** CEM I; **b)** nano-silica (NS) and **c)** rice husk ash (RHA).

Silica nanoparticles (NS) are the material with large volatilization, > 42 wt. %. This fact is of special relevance due to the high breathable amount of nanomaterial that is released to the air in an open dosage, as occurs in a manual dosage. As a result, uncertainty is generated in the correct dosage and hence a doubt about the pursued final properties of the mortars. In laboratory conditions, this problem is corrected by a direct weighing of the dosed material. However, the translation to a real process of use would require either closed dosing systems or the use of an incorporation vector, as is the case of a liquid. The use of closed dosing systems is restricted to materials with adequate fluidity, which does not occur in silica nanoparticles. Therefore, the only alternative to date is to use liquid dosages in aqueous phases that imply an extra cost in the use of nanomaterials. In the case of reactive silica from rice husk ash, the volatilization test records ca. 12 wt. %. This is a 75% reduction of volatilized material for a product that maintains a high specific surface area. However, the great difference between both reactive silicas lies in the particle size. While the nano silica has an average size of 25 nm, the rice husk ash has an average size of 25 microns, that is, 3 orders

of magnitude greater. In this way, the fluidity of rice husk particles is suitable for a closed system, such as pneumatic transport of pulverulent material or simply dosing by gravity. An additional data recorded during the volatilization test consists of the percentage of material that is deposited outside the weighing tray, but in the work area of the volatilization test. In the case of nano silica, a 12 wt. % is recorded, while for rice husk ash the value is 2 wt. %. Therefore, the proportion that is incorporated into the atmosphere in the case of nano-silica is much higher, 42-12 wt. %, than in the shell of the rice husk, 12-2 wt. %. This aspect is an indicator of the proper fluidity of the rice husk ash.

With these results, it could be considered if the use of nanoparticles (nano-silica) in cements is worthwhile to achieve high mechanical and durable results, or if, on the contrary, it is preferred to opt for worse mechanical and durable results, but with a lower risk to health.

How can these volatilized nanoparticles affect human health? There is very little information on the short and long-term effects on human health and the environment, although it has been observed that engineered nanoparticles can cause different damage from those produced by natural substances. This is because the properties of the substances in their natural state (many already know) are different when the matter is presented on this very small scale, behaving differently in the body. The small size of nanoparticles facilitate its respiratory absorption and through the skin, circulating through the blood flow and allowing its penetration into organs and tissues "closed" for those same substances in other sizes.

The possible effects on health may be related to the number of particle and the exposure surface, but other characteristics such as shape, charge, chemical components, catalytic properties, association with other pollutants, degree of agglomeration and solubility in biological fluids, they could decisively influence the biological response. In this sense, the degree of solubility in biological fluids seems to be an important factor, and depending on their chemical compositions, some NPs can dissolve more quickly than others in biological fluids and acquire

toxic properties of a systematic nature, in addition to their possible local effects. However, despite the growing number of industries and populations exposed, there is still a great lack of knowledge about toxicological aspects related to NPs, as well as the most effective health surveillance systems and industrial hygiene problems within the nanotechnology sector.

Very few studies address the possible relationship between occupational exposure of nanoparticles and the appearance of damage to health. At the inhalation level, the toxic effects of nanoparticles at the respiratory level have been the most studied so far. Once the nanoparticles are inhaled, 50% of the nanoparticles smaller than 15-20 nm are deposited at the alveolar level; while those less than 10 nm are deposited mainly in the extra thoracic region. In the case of silica, there are differences between crystalline and amorphous silica regarding the human risks, being highly toxic and the exposure risk increases for the crystalline one. In this sense, the use of rice husk is an advantage because it ensures the absence of crystalline silica by calcination temperatures reached in the obtaining process. In a concrete way, silica particles may get trapped in the nose and throat and they are likely to find their way into the lungs [28]. There, silica forms silanol groups (-SiOH) in the presence of water. Hence, it reacts with lung cells, leading to lipid peroxidation that damages the cell membrane. By stimulating alveolar macrophages, silica dust leads to the production of reactive oxygen species (ROS), leading to reduced antioxidant defenses, and thereby resulting in lipid peroxidation and damage to the lungs [29].

Because the respiratory system is a unique target for the toxicity of nanoparticles and that in addition to being the gateway for inhaled particles, receives the full cardiac output, there is a possibility that exposure of the lung to the nanoparticles that enter in the body through breathing or any other way, may end up in a systemic distribution of them [30]. Therefore, special attention should be given to the use of respiratory protection, especially when the particles are applied in the form of an aerosol (spray), which is confirmed in some way by the results of Phillips et al. [31].

Apart from the inhalation route, another very frequent exposure in workers is contact through the skin [32,33]; so the second most important way of entry of NPs in the body is the cutaneous route, either by the presence of NPs in the workplace that can become deposited on the skin, or by the use of cosmetics and sunscreens [34].

Therefore, by way of summary, it can be concluded that, with the limited information available, while more works are being developed to study in depth possible causes and effects between pathologies and exposures to different NPs and can be determined with greater precision if there is or not risk to health associated with exposure to these agents should be: 1) maintain caution when the possibility of exposure to NPs is suspected and 2) recommend the establishment of prevention measures as one of the most effective ways to currently, it can be counted in order to avoid the risk of developing occupational diseases possibly related to exposure to NPs.

Conclusions

The data presented herein will be valuable in the design and development of durable mortars with the addition of micro-nano silicas of different origin. The fact of incorporating this type of materials supposes an improvement in the physical-chemical properties of the mortars besides providing an energetic saving, since part of the Portland cement is replaced. From the point of view of the durability of these materials, we obtain mortars with low porosities that allow reducing the corrosion risks.

From the comparative point of view of the reactive silica studied, the use of rice husk ash as a secondary raw material from an agricultural waste presents favorable properties from the point of view of dosage, handling and mortar functionalization. The use of engineered nano silica entails a significant economic cost, high dosage problems and limited improving of functional properties in mortars.

Regarding the handling of these materials, it is necessary to take into account their particle size. When presenting very small particle sizes there is a high volatilization that can loss of materials and potentially causes health problems due to inhalation, contact with the skin, etc. As consequence, it is relevant to adopt measures of individual protection of workers during dosage of mortar incorporating nanoparticles. By the contrary, the use of reactive silica from the rice husk ash, having a larger particle size, allows to obtain a microstructure that gives rise to good mechanical and resistive properties that must translate into a very promising durable behavior and the most important also reducing considerably the volatilization, which makes its use as a safer material from the point of view of the health.

Acknowledgements

This work was supported by the Spanish Ministry of Economy and Competitiveness through the Project MAT-2017-86450-C4-1-R, Spanish National Research Council under Project NANOMIND 201560E068 and H2020 project FISSAC grant 642154. Dr. M. Torres-Carrasco is also indebted to MINECO for a postdoctoral fellowship “Juan de la Cierva-Formación” (ref: FJCI-2016-28488).

Supplementary information

Table S1.

Days	Mortar	5<Ø<10nm (%)	10<Ø<50nm (%)	50nm<Ø<10µm (%)	Ø>10µm (%)	Total porosity (%)
7 d	CEM I	3.0	31.8	62.6	2.6	15.6
	CEM I+10%RHA	8.1	78.5	10.4	3.0	13.2
	CEM I+2%NS	10.7	71.4	14.8	3.0	13.9

	CEM I	5.8	39.4	52.2	2.6	14.0
28 d	CEM I+10%RHA	11.1	71.0	15.4	2.5	12.6
	CEM I+2%NS	11.3	66.1	19.4	3.2	13.4

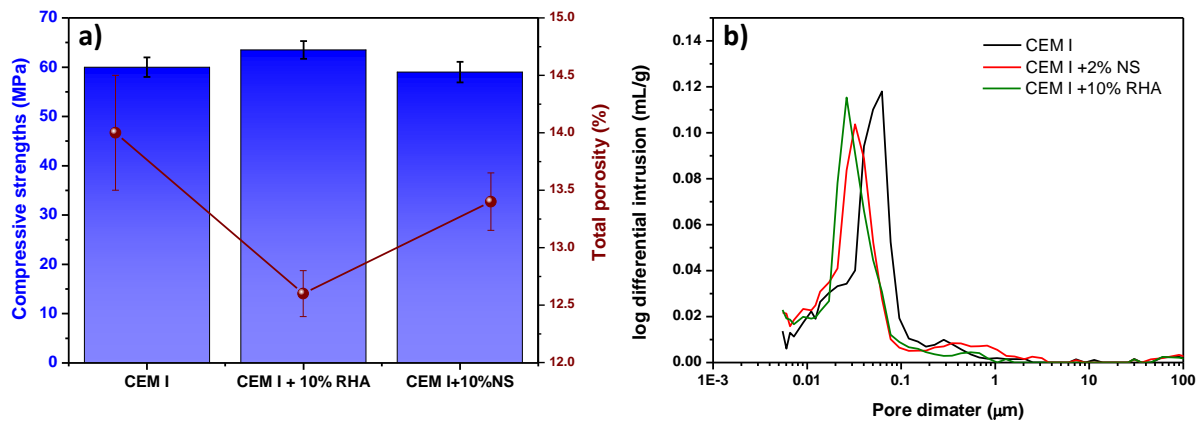


Figure S1. a) Compressive strengths and total porosity after 28 days of curing in each system evaluated; b) average pore size results

References

- [1] F. Sanchez, K. Sobolev, Nanotechnology in concrete - A review, *Constr. Build. Mater.* 24 (2010) 2060–2071.
- [2] J. Prasara-A, S.H. Gheewala, Sustainable utilization of rice husk ash from power plants: A review, *J. Clean. Prod.* 167 (2018) 1020–1028.
- [3] M. Balapour, A.A. Ramezani-pour, E. Hajibandeh, An investigation on mechanical and durability properties of mortars containing nano and micro RHA, *Constr. Build. Mater.* 132 (2017) 470–477.
- [4] H. Chao-Lung, B. Le Anh-Tuan, C. Chun-Tsun, Effect of rice husk ash on the strength and durability characteristics of concrete, *Constr. Build. Mater.* 25 (2011) 3768–3772.
- [5] J. Alex, J. Dhanalakshmi, B. Ambedkar, Experimental investigation on rice husk ash as cement replacement on concrete production, *Constr. Build. Mater.* 127 (2016) 353–362.
- [6] S.N. Raman, T. Ngo, P. Mendis, H.B. Mahmud, High-strength rice husk ash concrete incorporating quarry dust as a partial substitute for sand, *Constr. Build. Mater.* 25 (2011) 3123–3130.
- [7] M. Jamil, M.N.N. Khan, M.R. Karim, A.B.M.A. Kaish, M.F.M. Zain, Physical and chemical contributions of Rice Husk Ash on the properties of mortar, *Constr. Build. Mater.* 128 (2016) 185–198.
- [8] M.F.M. Zain, M.N. Islam, F. Mahmud, M. Jamil, Production of rice husk ash for

- use in concrete as a supplementary cementitious material, *Constr. Build. Mater.* 25 (2011) 798–805.
- [9] S.K. Antiohos, V.G. Papadakis, S. Tsimas, Rice husk ash (RHA) effectiveness in cement and concrete as a function of reactive silica and fineness, *Cem. Concr. Res.* 61–62 (2014) 20–27.
- [10] A.F. Jamsheer, K. Kupwade-Patil, O. Büyüköztürk, A. Bumajdad, Analysis of engineered cement paste using silica nanoparticles and metakaolin using ^{29}Si NMR, water adsorption and synchrotron X-ray Diffraction, *Constr. Build. Mater.* 180 (2018) 698–709.
- [11] P. Hou, X. Cheng, J. Qian, S.P. Shah, Effects and mechanisms of surface treatment of hardened cement-based materials with colloidal nano-SiO₂ and its precursor, *Constr. Build. Mater.* 53 (2014) 66–73.
- [12] Y. Qing, Z. Zenan, K. Deyu, C. Rongshen, Influence of nano-SiO₂ addition on properties of hardened cement paste as compared with silica fume, *Constr. Build. Mater.* 21 (2007) 539–545.
- [13] K. Sobolev, Z. Lin, I. Flores-Vivian, R. Pradoto, Nano-Engineered Cements with Enhanced Mechanical Performance, *J. Am. Ceram. Soc.* 99 (2016) 564–572.
- [14] T. Ji, Preliminary study on the water permeability and microstructure of concrete incorporating nano-SiO₂, *Cem. Concr. Res.* 35 (2005) 1943–1947.
- [15] Z. Li, H. Wang, S. He, Y. Lu, M. Wang, Investigations on the preparation and mechanical properties of the nano-alumina reinforced cement composite, *Mater. Lett.* 60 (2006) 356–359.
- [16] A.R. Jayapalan, B.Y. Lee, K.E. Kurtis, Can nanotechnology be “green”? Comparing efficacy of nano and microparticles in cementitious materials, *Cem. Concr. Compos.* 36 (2013) 16–24.
- [17] L. Soto-Pérez, V. López, S.S. Hwang, Response Surface Methodology to optimize the cement paste mix design: Time-dependent contribution of fly ash and nano-iron oxide as admixtures, *Mater. Des.* 86 (2015) 22–29.
- [18] T.-P. Chang, J.-Y. Shih, K.-M. Yang, T.-C. Hsiao, Material properties of portland cement paste with nano-montmorillonite, *J. Mater. Sci.* 42 (2007) 7478–7487.
- [19] H. Mohammadi, S. Farhang Dehghan, A. Tahamtan, F. Golbabaei, Evaluation of potential biomarkers of exposure to crystalline silica: A case study in an insulator manufacturer, *Toxicol. Ind. Health.* 34 (2018) 491–498.
- [20] D. Alonso-Domínguez, I. Álvarez-Serrano, E. Reyes, A. Moragues, New mortars fabricated by electrostatic dry deposition of nano and microsilica additions: Enhanced properties, *Constr. Build. Mater.* 135 (2017) 186–193.
- [21] G. Villain, M. Thiery, G. Platret, Measurement methods of carbonation profiles in concrete: Thermogravimetry, chemical analysis and gammadensimetry, *Cem. Concr. Res.* 37 (2007) 1182–1192.
- [22] W. Morris, A. Vico, M. Vazquez, S.R. De Sanchez, Corrosion of reinforcing steel evaluated by means of concrete resistivity measurements, *Corros. Sci.* 44 (2002) 81–99.
- [23] S.E. Hussain, M. Rasheeduzzafar, A. Al-Mussallan, A.S. Al-Gahtani, Factors affecting threshold chloride for reinforcement corrosion in concrete, *Cem. Concr. Res.* 25 (1995) 1543–1555.
- [24] B.B. Hope, A.K. Ip, D.G. Manning, Corrosion and electrical impedance in concrete, *Cem. Concr. Res.* 15 (1985) 525–534.
- [25] M. Torres-Carrasco, M. Tognonvi, A. Tagnit-Hamou, F. Puertas, Durability of Alkali-Activated Slag Concretes Prepared using waste glass as Alternative activator, *ACI.* 112 (2015) 791–800.
- [26] E. Douglas, A. Bilodeau, V.. Malhotra, Properties and durability of alkali-

- activated slag concrete, *ACI Mater. J.* 89 (1992) 509–516.
- [27] I. Lorite, A. Del Campo, J.J. Romero, J.F. Fernández, Isolated nanoparticle raman spectroscopy, *J. Raman Spectrosc.* 43 (2012) 889–894.
- [28] R.B. Hetland, F.R. Cassee, M. Refsnes, P.E. Schwarze, M. Låg, A.J.F. Boere, E. Dybing, Release of inflammatory cytokines, cell toxicity and apoptosis in epithelial lung cells after exposure to ambient air particles of different size fractions, *Toxicol. Vitr.* 18 (2004) 203–212.
- [29] V. Castranova, V. Vallyathan, Silicosis and coal workers' pneumoconiosis, *Environ. Health Perspect.* 108 (2000) 675–684.
- [30] G. Oberdörster, Z. Sharp, V. Atudorei, A. Elder, R. Gelein, A. Lunts, W. Kreyling, C. Cox, Extrapulmonary translocation of ultrafine carbon particles following whole-body inhalation exposure of rats, *J. Toxicol. Environ. Heal. - Part A.* 65 (2002) 1531–1543.
- [31] J.I. Phillips, F.Y. Green, J.C.A. Davies, J. Murray, Pulmonary and Systemic Toxicity Following Exposure to Nickel Nanoparticles, *Am. J. Ind. Med.* 53 (2010) 763–767.
- [32] T. Forbe, M. García, E. Gonzalez, Potencial risks of nanoparticles, *Food Sci. Technol.* 31 (2011) 835–842.
- [33] M. Crosera, M. Bovenzi, G. Maina, G. Adami, C. Zanette, C. Florio, F. Filon Larese, Nanoparticle dermal absorption and toxicity: A review of the literature, *Occup. Environ. Heal.* 82 (2009) 1043–1055.
- [34] J.J. Reinoso, C.M.Á. Docio, V.Z. Ramírez, J.F.F. Lozano, Hierarchical nano ZnO-micro TiO₂ composites: High UV protection yield lowering photodegradation in sunscreens, *Ceram. Int.* 44 (2018) 2827–2834.